



BIBLE STUDY



Guide

A SIMPLE PATH TO DEEPER
SCRIPTURE UNDERSTANDING

*"Your word is a lamp to my feet
and a light to my path."*

PSALM 119:105

LEARN • REFLECT • GROW



Welcome to Your Bible Study Journey

Bible study is more than reading words on a page. It is an opportunity to understand God's character, reflect on spiritual truth, and apply timeless wisdom to everyday life.






This guide was created to help you approach Scripture with clarity, structure, and intention. Whether you are beginning your first study journey or returning to a regular habit after time away, meaningful growth often begins with simple consistency.

Inside this workbook, you will explore ways to:



- 1 Understand the context of Bible passages
- 2 Reflect on spiritual lessons and personal application
- 3 Build a sustainable study routine
- 4 Strengthen prayer and reflection habits
- 5 Develop confidence while reading Scripture

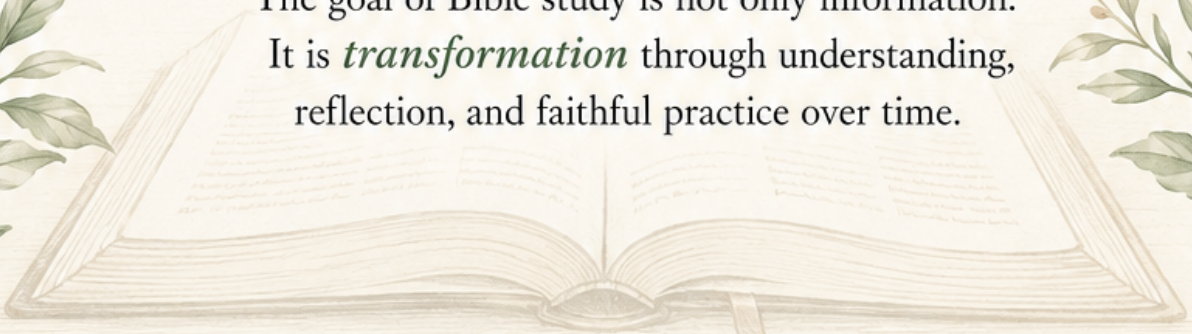
You do not need perfect knowledge to begin. Curiosity, patience, and openness are enough.

As you move through these pages:

-  Read slowly rather than rushing
-  Take notes honestly
-  Reflect before moving forward
-  Focus on understanding instead of perfection
-  Allow time for quiet thought and prayer

Some days may feel deeply insightful, while others may feel simple or challenging. Both are valuable parts of spiritual growth.





The goal of Bible study is not only information. It is *transformation* through understanding, reflection, and faithful practice over time.



HOW TO APPROACH Scripture Thoughtfully

Approaching Scripture thoughtfully requires more than quickly reading isolated verses. Understanding grows when passages are examined with patience, context, and reflection.

A healthy Bible study habit often includes three important stages:

1 OBSERVATION



Observation focuses on what the passage actually says.

Ask questions such as:

- Who is speaking?
- Who is the audience?
- What events are happening?
- Are there repeated themes or words?
- What emotions or instructions appear?



2 INTERPRETATION



Interpretation explores the meaning behind the passage.

Consider:

- What message was originally being communicated?
- What cultural or historical context matters?
- What does this reveal about God, faith, wisdom, or human behavior?

Avoid jumping to conclusions too quickly. Reading surrounding verses often helps provide clarity.



3 APPLICATION



Application connects biblical truth to daily living.

Reflection questions may include:



- What can I learn from this?
- Is there a behavior, attitude, or habit I should reconsider?
- How can this teaching influence my relationships or decisions?



Bible study becomes more meaningful when learning moves beyond information and begins shaping daily choices, priorities, and spiritual awareness.

Thoughtful study takes time, but steady practice gradually builds confidence and understanding.





Building a Consistent Bible Study Routine



Consistency often matters more than intensity when building a meaningful Bible study routine. Even short periods of focused study can create long-term spiritual growth over time.

1



Choose a Realistic Time

Select a time that fits naturally into your daily schedule. Some people prefer mornings for quiet reflection, while others study during evenings or lunch breaks.

2



Create a Comfortable Space

Your study environment does not need to be perfect. A quiet chair, notebook, Bible, and reduced distractions are often enough.


3



Set a Manageable Goal

Avoid beginning with unrealistic expectations.

Examples:

- Read one chapter daily
 - Study one topic weekly
 - Reflect on one verse each morning
 - Journal after each reading session
- 

4



Use Simple Study Tools

Helpful tools may include:

- A notebook or journal
- Bible highlighters
- Study references
- Prayer lists
- Reading plans

5




Allow Flexibility

Missing a day does not mean failure. Sustainable habits grow through patience and consistency rather than pressure.



A simple routine practiced regularly often becomes more impactful than complicated plans that are difficult to maintain.





Scripture Reflection Worksheet

Use this worksheet after reading a Bible passage to slow down your thinking, organize your observations, and reflect more intentionally on personal application.

Passage Studied _____

Main Theme or Message _____

Words or Verses That Stood Out _____



What This Passage Teaches About:

 God: _____

 People: _____

 Faith or Wisdom: _____



Personal Reflection

What challenged, encouraged, or inspired me while reading?



Application

One practical action or mindset I want to carry into daily life:



Prayer Reflection

Write a short prayer connected to this study session.



Understanding Context in the Bible

Context helps readers understand Scripture more clearly and avoid misunderstanding isolated verses.



When studying a passage, consider these important layers of context:



Historical Context

Understanding the time period can clarify:

- political events
- social challenges
- customs
- religious practices
- daily life



Cultural Context

Different cultures may use symbols, traditions, and communication styles unfamiliar to modern readers.

Examples include:

- farming illustrations
- ceremonial practices
- shepherd imagery
- ancient marriage customs



Literary Context

The Bible contains different writing styles, including:

- poetry
- letters
- historical narrative
- wisdom literature
- prophecy
- parables

Each style communicates differently and should be read thoughtfully.



Immediate Context

Always examine verses before and after a passage.

Reading isolated sentences without surrounding context can sometimes change the intended meaning.



Helpful Reminder

Good Bible study asks:



What did this mean originally?



Why was it written?



What can be learned today?



Context does not reduce spiritual meaning. Instead, it strengthens understanding and creates clearer interpretation.

Common Mistakes *During Bible Study*

Bible study becomes more effective when readers learn to avoid common habits that create confusion, frustration, or shallow understanding.

1



Reading Too Quickly

Rushing through chapters may lead to missed themes, repeated ideas, or important context. Slower reading often creates deeper reflection and clearer understanding.

Helpful strategies:

- Pause after meaningful verses
- Re-read difficult sections
- Write short observations while reading

2



Studying Without Context

Reading isolated verses without examining surrounding passages can sometimes change the intended meaning.

Before drawing conclusions:

- Read the verses before and after
- Identify who is speaking
- Consider the historical setting

3



Expecting Instant Understanding

Some passages require patience, prayer, and repeated study over time. Confusion is not failure. Growth often develops gradually.

4



Depending Only on Opinions

Teachers, podcasts, and devotionals can be helpful, but personal reading remains important. Direct engagement with Scripture strengthens understanding and confidence.

5



Focusing Only on Information

Bible study is not simply about collecting facts. Reflection and application help spiritual learning become meaningful in daily life.


A balanced study habit includes:

- reading
- reflection
- prayer
- thoughtful questions
- practical application



Small adjustments in study habits can greatly improve long-term understanding and consistency.





SOAP

Bible Study Method

The SOAP method is a practical and easy structure that helps readers move from reading Scripture to personal reflection and application.

SOAP stands for:

S



S – Scripture

Write down the verse or passage that stood out during your reading session.

Example:

“Trust in the Lord with all your heart...” — Proverbs 3:5

O



O – Observation

Describe what you notice in the passage.

Questions to consider:



- What themes appear?
- Is there a command, promise, warning, or encouragement?
- What words feel important?

A



A – Application

Think about how the passage connects to your life today.

Reflection ideas:



- What action should I take?
- Is there a mindset I should change?
- How can I apply this teaching practically?

P



P – Prayer

Write a short prayer responding to what you studied.

Your prayer may include:



gratitude



confession




wisdom




strength



guidance

 The SOAP method works well for both short daily readings and longer study sessions because it creates structure without making Bible study feel complicated.

 Simple methods practiced consistently often lead to meaningful spiritual growth over time.

Identifying Key Themes

in Scripture



Recognizing themes in Scripture helps readers understand the broader message behind individual verses and stories.

A **theme** is a repeated idea, lesson, or truth that appears throughout a passage, chapter, or book of the Bible.

COMMON BIBLICAL THEMES INCLUDE:

- faith
- forgiveness
- wisdom
- obedience
- hope
- grace
- justice
- humility
- perseverance



WHILE STUDYING, PAY ATTENTION TO REPEATED:

- words
- symbols
- instructions
- emotions
- promises
- warnings



For example, if a passage repeatedly discusses trust, dependence on God, and patience during difficulty, the central theme may involve ***faith during hardship***.

HELPFUL QUESTIONS FOR THEME DISCOVERY

- 1 What idea appears most often?
.....
- 2 What problem or struggle is being addressed?
.....
- 3 What lesson seems most important?
.....
- 4 What does this reveal about God's character?
.....
- 5 How do the events or teachings connect together?

Themes often become clearer after reading an entire chapter instead of focusing only on isolated verses.



Keeping a theme journal can also help readers notice patterns across different books of the Bible over time.



Write the theme you discover.



Understanding themes creates **stronger connections** between passages and encourages deeper reflection during personal study.

Personal Bible Study Goals



Clear goals can help make Bible study feel more intentional, focused, and consistent over time.



Your goals do not need to be extreme or complicated. Simple and realistic goals are often easier to maintain and more encouraging in daily life.

AREAS YOU MAY WANT TO STRENGTHEN

- Daily consistency
- Understanding Scripture more clearly
- Prayer habits
- Reflection and journaling
- Memorizing verses
- Studying specific Bible topics
- Reducing distractions during study
- Applying lessons to daily decisions

MY MAIN BIBLE STUDY GOAL

WHY THIS GOAL MATTERS TO ME

SMALL WEEKLY ACTIONS I CAN PRACTICE

- ---
- ---
- ---
- ---
- ---

POSSIBLE OBSTACLES

- ---
- ---
- ---
- ---
- ---

ENCOURAGEMENT FOR DIFFICULT DAYS

- ---
- ---
- ---
- ---
- ---

WRITE ONE REMINDER YOU WANT TO REMEMBER WHEN MOTIVATION FEELS LOW.



Progress is usually built through *small faithful habits* practiced repeatedly rather than occasional moments of intense motivation.



Reflecting on Spiritual Growth

Spiritual growth is often gradual and difficult to measure from day to day.

Reflection helps create awareness of how thoughts, attitudes, habits, and understanding may be changing over time.

Bible study is not only about gaining knowledge. It also influences character, perspective, emotional resilience, and daily decision-making.

Take time to reflect honestly on your journey so far.




1. What part of Bible study has been most meaningful to me recently?

2. What challenges or distractions make consistent study difficult?

3. Have I noticed any changes in my thinking, attitude, or priorities?

4. Which Bible passage or lesson has stayed in my mind lately?


5. How has prayer influenced my study experience?



Personal Encouragement

Growth does not always appear dramatic or immediate. Sometimes spiritual maturity develops quietly through repeated moments of learning, reflection, humility, and faithful consistency.

Even small habits can create lasting spiritual impact over time.



Closing Reflection

One area where I would like continued growth:



Understanding Parables in the Bible

Parables are short stories used to communicate spiritual truths through relatable situations and imagery. Jesus frequently used parables to teach lessons about faith, humility, forgiveness, obedience, and the Kingdom of God.

Although parables may appear simple at first, they often contain deeper layers of meaning that become clearer through careful reflection.



Why Parables Were Used

Parables helped listeners:

- remember important lessons
- connect spiritual truths to daily life
- reflect more deeply on personal behavior
- understand difficult ideas through familiar examples



Many parables use ordinary settings such as:

- farming
- fishing
- family relationships
- money management
- travel
- celebrations



Helpful Ways to Study a Parable

- 1 Identify the main lesson rather than overanalyzing every small detail.
- 2 Notice the characters and their choices.
- 3 Observe repeated themes or surprising moments.
- 4 Consider what the audience may have understood during that time period.
- 5 Reflect on how the lesson applies today.



Important Reminder

Not every detail in a parable represents a hidden symbol. Often the clearest message is found in the central lesson being taught.

Parables invite readers to think carefully, reflect honestly, and apply spiritual wisdom personally.



Bible Character Study Worksheet



Studying Bible characters can reveal important lessons about faith, leadership, courage, mistakes, perseverance, and spiritual growth.

Use this worksheet to explore the life and lessons of a specific person from Scripture.



Character Name _____



Bible Passage or Story _____

Important Facts About This Person

- _____
- _____
- _____
- _____
- _____

Strengths or Positive Qualities

- _____
- _____
- _____
- _____
- _____

Lessons I Can Learn From This Person

- _____
- _____
- _____
- _____

Challenges, Failures, or Struggles

- _____
- _____
- _____
- _____

Questions for Reflection



What choices did this person make?



What influenced their decisions?




What can I apply to my own life?

Personal Application




One lesson or action I want to remember from this study:





How to Study Bible Verses *More Deeply*



Studying individual verses carefully can reveal insights that may be missed during faster reading sessions. Slowing down helps readers notice themes, emotions, instructions, and connections within Scripture.


1

Step 1: Read the Verse Multiple Times

*Read slowly
and notice:*



- repeated words
- emotional tone
- commands
- promises
- contrasts



Different Bible translations may also provide additional clarity.

2

Step 2: Examine the Surrounding Passage

Avoid studying a verse completely isolated from nearby context.



Ask:

- What happens before this verse?
- What follows afterward?
- What larger topic is being discussed?

3

Step 3: Identify Key Words

Highlight important words or phrases that appear central to the meaning.



Examples:

faith

hope

wisdom

peace

obedience

grace

4

Step 4: Write Personal Observations

Record what stands out to you without worrying about writing perfectly.




*Simple
observations may
include:*

- emotions expressed
- spiritual principles
- warnings
- encouragements


5

Step 5: Reflect and Apply

Consider how the verse connects to your current experiences, relationships, or decisions.



*Deep study often grows through patient observation
rather than rushing toward quick answers.*





The Importance of Prayer During Study

Prayer can help create focus, humility, and openness during Bible study. Rather than approaching Scripture only as an academic exercise, prayer invites reflection, sincerity, and spiritual awareness into the learning process.



Prayer before studying may help readers:

- slow down mentally
- reduce distractions
- seek wisdom and understanding
- become more reflective
- approach Scripture with openness



Prayer Does Not Need to Sound Perfect

Honest and simple prayers are meaningful. Some study sessions may include long reflection, while others may only include a few quiet moments of gratitude or guidance.

Examples of simple prayer themes:



wisdom



patience



clarity



strength



forgiveness



gratitude



peace



Simple Moments for Prayer During Study



Before reading:

Ask for wisdom, focus, and understanding.



During study:

Pause when a verse feels meaningful, confusing, or emotionally powerful.



After studying:

Reflect on what was learned and consider practical application.

Helpful Reminder



Prayer and study support one another. Reflection often becomes deeper when learning is combined with sincerity, humility, and intentional quietness.

Consistent prayer habits can gradually strengthen both spiritual focus and personal awareness during study sessions.

Weekly Bible Study Check-In

Regular check-ins can help create awareness of both progress and challenges during Bible study. Small reflections throughout the week often make long-term growth easier to recognize.

Use this page at the end of each week to review your study experience honestly and without pressure.

This Week I...

- Read Scripture consistently
- Took notes during study
- Reflected on personal application
- Prayed before or after reading
- Learned something new
- Felt distracted during study
- Revisited difficult passages
- Shared something meaningful with others

This Week's Most Meaningful Passage

One Lesson I Want to Remember

Challenges I Experienced

- Lack of time
- Distractions
- Difficulty understanding
- Inconsistent schedule
- Low motivation
- Mental exhaustion
- Other: _____

Small Improvement for Next Week

Encouragement

*Progress is not measured by perfection.
Consistent effort, honest reflection, and steady learning
all contribute to long-term spiritual growth.*

Understanding the Different Books of the Bible

The Bible is a collection of many books written across different time periods, locations, and literary styles. Understanding the categories of these books can make Bible study feel more organized and approachable.

OLD TESTAMENT SECTIONS



LAW

Focuses on beginnings, covenant, and foundational instructions.

Examples:

- Genesis
- Exodus
- Leviticus



HISTORY

Records events, leaders, victories, failures, and the journey of Israel.

Examples:

- Joshua
- Judges
- 1 & 2 Kings



POETRY & WISDOM

Explores worship, emotions, wisdom, suffering, and daily living.

Examples:

- Psalms
- Proverbs
- Ecclesiastes



PROPHETS

Contains warnings, encouragement, correction, and future hope.

Examples:

- Isaiah
- Jeremiah
- Ezekiel

NEW TESTAMENT SECTIONS



✦ GOSPELS

Focus on the life, teachings, death, and resurrection of Jesus.



✦ CHURCH HISTORY

The book of Acts describes the growth of the early church.



✦ LETTERS

Guidance written to churches and believers about faith and daily living.



✦ REVELATION

Symbolic writing about hope, perseverance, and future restoration.

Understanding these categories helps readers recognize the purpose and style of different passages during study.

Studying Psalms for Encouragement

The book of Psalms contains prayers, songs, worship, praise, sorrow, gratitude, and honest emotional expression. Many readers return to Psalms during both joyful and difficult seasons because the writing speaks openly about human experiences and spiritual hope.

PSALMS OFTEN EXPLORE:



fear



trust



grief



worship



gratitude



loneliness



hope



perseverance

HELPFUL WAYS TO STUDY PSALMS



1. Read Slowly

Poetry is often meant to be reflected on carefully rather than rushed through quickly.



2. Notice Emotional Language

Pay attention to emotions expressed by the writer:

- joy
- frustration
- sorrow
- confidence
- fear



3. Identify Repeated Themes

Many Psalms repeat themes such as:

- God's faithfulness
- protection
- guidance
- mercy
- praise



4. Personal Reflection

Consider:


- *Which emotions in this Psalm feel familiar to me?*
- *What encouragement or wisdom stands out?*
- *How can this passage shape my prayer life?*

Psalms remind readers that honesty, worship, gratitude, and emotional struggle can all exist within spiritual growth and faith.



My Favorite Verses Collection

Keeping a collection of meaningful verses can help readers revisit encouragement, wisdom, and spiritual reminders during different seasons of life.

 Use this page to record verses that feel personally significant, comforting, motivating, or memorable.

1 FAVORITE VERSE #1

Reference: _____

Verse Theme: _____

Why This Verse Matters to Me:



2 FAVORITE VERSE #2

Reference: _____

Verse Theme: _____

Why This Verse Matters to Me:



3 FAVORITE VERSE #3

Reference: _____

Verse Theme: _____

Why This Verse Matters to Me:



REFLECTION

Certain verses may speak differently during different stages of life. Revisiting meaningful passages over time can deepen understanding and personal connection with Scripture.








How to Compare Bible Passages


Comparing Bible passages helps readers notice repeated ideas, connected teachings, and deeper meaning across different books of Scripture.


This study method is especially useful when exploring:


 *faith*


 *forgiveness*

 *wisdom*

 *prayer*

 *leadership*

 *grace*

 *perseverance*

1



Step 1: Choose a Theme or Topic

Select a clear topic you want to study.

Examples:

- *peace during hardship*
- *trusting God*
- *humility*
- *patience*

2



Step 2: Gather Related Passages

Use a Bible index, study guide, or cross-reference system to locate verses connected to the topic.

3



Step 3: Observe Similarities

Notice:

- *repeated messages*
- *shared instructions*
- *emotional tone*
- *promises*
- *warnings*

4



Step 4: Observe Differences

Some passages may approach the same theme from different perspectives, situations, or audiences.


5




Step 5: Write Personal Conclusions

Summarize:

- *What patterns appeared?*
- *What new understanding developed?*
- *Which passage felt most impactful?*



Comparing passages encourages broader understanding and helps readers avoid interpreting verses too narrowly or independently from larger biblical themes.





Monthly
**BIBLE STUDY
REFLECTION**

Monthly reflection creates space to recognize progress, identify challenges, and think more intentionally about spiritual growth over time.

Rather than focusing only on consistency, reflection also helps readers notice changes in understanding, mindset, emotional awareness, and daily habits.



LOOKING BACK THIS MONTH

1 What study habit helped me the most?
.....

2 Which Bible passage or lesson stayed with me most strongly?
.....

3 What challenges affected my study consistency?
.....

4 Did I notice growth in any area of faith, patience, wisdom, or reflection?
.....

5
.....



EMOTIONAL & SPIRITUAL REFLECTION

This month I often felt:

encouraged
.....

distracted
.....

peaceful
.....


motivated
.....

overwhelmed
.....

curious
.....

spiritually refreshed
.....

emotionally tired
.....



LOOKING FORWARD



One area I would like to focus on next month:
.....
.....
.....




One small habit I want to improve:
.....
.....
.....

ENCOURAGEMENT



*Growth rarely happens all at once.
Consistent reflection and small daily habits
often create meaningful long-term spiritual change.*



Understanding Wisdom Literature

Wisdom literature in the Bible focuses on practical living, thoughtful decision-making, personal character, relationships, and understanding life through spiritual perspective.

BOOKS COMMONLY CONNECTED TO WISDOM LITERATURE INCLUDE:

- ✦ Proverbs
- ✦ Ecclesiastes
- ✦ Job
- ✦ portions of Psalms

THESE WRITINGS OFTEN EXPLORE:

- ✦ integrity
- ✦ humility
- ✦ discipline
- ✦ suffering
- ✦ speech
- ✦ patience
- ✦ justice
- ✦ human limitations



Proverbs

The book of Proverbs contains short statements that encourage wise choices and practical daily living.

COMMON THEMES INCLUDE:

- ✦ self-control
- ✦ honesty
- ✦ diligence
- ✦ kindness
- ✦ wisdom in relationships



Ecclesiastes

Ecclesiastes reflects deeply on meaning, purpose, time, work, and human striving. It encourages thoughtful reflection about what truly matters in life.



Job

The book of Job explores suffering, endurance, faith, confusion, and trust during difficult experiences.

HELPFUL STUDY REMINDER

- ✦ Wisdom literature often uses poetry, symbolism, comparison, and reflection rather than direct commands alone.
- ✦ Reading slowly and thoughtfully can help readers better understand the emotional and spiritual depth within these books.

Bible Study

OBSERVATION NOTES

Careful observation can help readers notice details, themes, emotions, and repeated ideas that may otherwise be overlooked during quick reading.

Use this page while studying any passage of Scripture.

PASSAGE OR CHAPTER STUDIED _____



INITIAL OBSERVATIONS

What stood out immediately while reading? _____



REPEATED WORDS OR THEMES



IMPORTANT PEOPLE, PLACES, OR EVENTS



QUESTIONS I WANT TO EXPLORE FURTHER



EMOTIONAL REACTIONS OR REFLECTIONS

How did this passage make me think or feel?



ONE INSIGHT I WANT TO REMEMBER

Observation becomes stronger with practice. Even simple notes can create deeper understanding and more thoughtful reflection over time.



Studying the Teachings of Jesus

The teachings of Jesus often combined wisdom, compassion, correction, storytelling, and practical guidance for daily living. His messages challenged attitudes, encouraged humility, and invited deeper reflection about faith and relationships.

JESUS FREQUENTLY TAUGHT THROUGH:



parables



questions



conversations












visual examples



direct instruction



COMMON THEMES IN THE TEACHINGS OF JESUS

-  love
-  forgiveness
-  humility
-  mercy
-  faith
-  generosity
-  repentance
-  compassion
-  obedience



HELPFUL STUDY APPROACHES

- 1 OBSERVE REPEATED MESSAGES**
Notice ideas that appear regularly across multiple teachings.

- 2 PAY ATTENTION TO AUDIENCE**
Jesus sometimes spoke differently to disciples, religious leaders, crowds, or individuals facing personal struggles.

- 3 REFLECT ON PRACTICAL APPLICATION**
Consider:
 - What attitude is being challenged?
 - What behavior is encouraged?
 - How can this teaching influence daily life?



IMPORTANT REMINDER

Some teachings may feel encouraging, while others may feel challenging or uncomfortable. Both can create opportunities for reflection and growth.

Studying the teachings of Jesus carefully can deepen spiritual understanding and encourage thoughtful daily living.





Prayer & Scripture Journal



Combining prayer and Scripture reflection can help create greater emotional awareness, spiritual focus, and intentional study habits.



Use this page to record thoughts, prayers, and insights connected to your recent Bible study session.



Today's Scripture Reading

Four horizontal lines for writing, with a decorative leafy branch flourish in the bottom right corner.



What Stood Out to Me Most

Four horizontal lines for writing, with a decorative floral flourish in the bottom center.



Thoughts & Reflections

Five horizontal lines for writing, with a decorative leafy branch flourish in the bottom right corner.



Prayer Requests or Concerns

Four horizontal lines for writing, with a decorative leafy branch flourish in the bottom left corner.



Gratitude & Encouragement


What am I thankful for today?

Four horizontal lines for writing, with a decorative leafy branch flourish in the bottom right corner.



Closing Prayer Reflection

Four horizontal lines for writing, with decorative floral flourishes in the bottom left and bottom right corners.



Even short moments of honest reflection can help strengthen consistency, awareness, and personal connection during Bible study.

Simple Bible Study Tools & Resources

Bible study does not require complicated systems or expensive materials. A few simple tools can help readers stay organized, focused, and more engaged during study sessions.

HELPFUL STUDY TOOLS



Notebook or Journal

Useful for:

- recording observations
- reflection writing
- prayer notes
- verse collections



Bible Highlighters or Pens

Highlighting can help readers identify:

- repeated themes
- important lessons
- meaningful verses
- questions for further study



Reading Plans

Reading plans can provide structure and reduce the feeling of uncertainty about where to begin.

ADDITIONAL HELPFUL RESOURCES



- study Bibles
- cross-reference guides
- concordances
- topical indexes
- Bible dictionaries
- maps and timelines

DIGITAL STUDY OPTIONS



Many readers also use:

- Bible apps
- audio Bible recordings
- digital note systems
- scripture reading reminders

IMPORTANT REMINDER



- Tools are meant to support understanding, not replace thoughtful reading, reflection, and personal engagement with Scripture.
- Simple consistent habits usually matter more than having many resources.



Studying Bible Promises

Throughout the Bible, many passages contain promises that offer encouragement, hope, guidance, comfort, and reassurance. Studying these promises carefully can help readers better understand God's character and strengthen spiritual confidence during difficult seasons.

✦ Bible promises often relate to: ✦



peace



wisdom



guidance



forgiveness



strength



hope



protection



perseverance

How to Study Bible Promises

1

Identify the Promise

Look for statements connected to:

- assurance
- encouragement
- guidance
- provision
- spiritual growth



2

Examine the Context

Ask:

- Who was the promise originally spoken to?
- What situation was happening?
- What larger lesson surrounds the promise?



3

Reflect Thoughtfully

Consider:

- What does this reveal about God's character?
- How does this promise encourage faith or wisdom?
- How can this influence my daily thinking or choices?



Helpful Reminder

Not every promise should be interpreted casually or separated from its original context. Careful study helps create balanced understanding rather than unrealistic expectations.



Encouragement

Many readers keep personal collections of meaningful promises to revisit during stressful, uncertain, or emotionally difficult moments.





Bible Study Progress Tracker

Tracking progress can help readers stay encouraged and recognize patterns in their Bible study habits over time.

This tracker is not meant to create pressure or perfection. Instead, it can help build awareness, consistency, and motivation through small daily actions.

Weekly Study Tracker				
Day	Read Scripture	Took Notes	Prayer Time	Reflection Completed
Monday	<input type="checkbox"/>	<input type="checkbox"/>	<input type="checkbox"/>	<input type="checkbox"/>
Tuesday	<input type="checkbox"/>	<input type="checkbox"/>	<input type="checkbox"/>	<input type="checkbox"/>
Wednesday	<input type="checkbox"/>	<input type="checkbox"/>	<input type="checkbox"/>	<input type="checkbox"/>
Thursday	<input type="checkbox"/>	<input type="checkbox"/>	<input type="checkbox"/>	<input type="checkbox"/>
Friday	<input type="checkbox"/>	<input type="checkbox"/>	<input type="checkbox"/>	<input type="checkbox"/>
Saturday	<input type="checkbox"/>	<input type="checkbox"/>	<input type="checkbox"/>	<input type="checkbox"/>
Sunday	<input type="checkbox"/>	<input type="checkbox"/>	<input type="checkbox"/>	<input type="checkbox"/>

This Week I Learned

.....

.....

One Habit I Want to Strengthen

.....

.....

Encouragement

Small consistent habits often create stronger long-term growth than occasional bursts of motivation.



Faithful progress is usually built one day at a time.



Applying Scripture to Daily Life

Bible study becomes more meaningful when lessons influence attitudes, decisions, relationships, and daily habits. Application helps transform learning into intentional action.

Applying Scripture does not require dramatic changes overnight. Small thoughtful actions practiced consistently can create meaningful long-term growth.

Practical Ways to Apply Scripture



Through Relationships

- practice patience
- speak more kindly
- forgive more willingly
- listen more carefully



Through Daily Habits

- create quiet reflection time
- reduce unnecessary distractions
- respond thoughtfully during stress
- build healthier routines



Through Mindset

- choose gratitude more intentionally
- focus on wisdom instead of fear
- develop humility and self-awareness

Personal Action Reflection



One lesson I recently studied: _____



One practical step I can take this week: _____



A situation where I want to apply this lesson: _____

Encouragement

Application is often gradual. Even small changes in attitude, behavior, or awareness can become meaningful over time when practiced consistently.



Encouragement for *Difficult Study Seasons*

There may be seasons when Bible study feels difficult, emotionally distant, confusing, or inconsistent. Stress, exhaustion, distraction, grief, uncertainty, or busy schedules can all affect motivation and focus.

Difficult seasons do not erase spiritual growth or personal progress.

HELPFUL REMINDERS DURING CHALLENGING TIMES



Small Efforts Still Matter

Even brief moments of reading, reflection, or prayer can remain meaningful during difficult periods.



Consistency Looks Different in Different Seasons

Some seasons allow longer study sessions, while others may only allow short moments of quiet reflection.



Confusion Is Part of Learning




Not every passage will feel immediately clear or emotionally powerful. Patience and steady practice often build understanding gradually.



Avoid Harsh Self-Criticism

Spiritual growth rarely happens perfectly. Honest effort and willingness to continue learning remain valuable.

GENTLE REFLECTION QUESTIONS

-  What currently makes study feel difficult? _____
-  What small step feels realistic right now? _____
-  What encouragement do I need most today? _____

ENCOURAGEMENT



Returning consistently, even imperfectly, often matters more than maintaining unrealistic expectations.



Growth can continue quietly through small faithful habits over time.





Final Reflection & Continuing the Journey

Completing a Bible study guide is not the end of spiritual growth. Instead, it can become the beginning of deeper reflection, stronger habits, and more intentional understanding over time.

THROUGHOUT THIS WORKBOOK, YOU EXPLORED:



study methods



reflection practices



observation skills



prayer habits



application strategies



personal growth exercises

Every reader's journey will look different. Some lessons may feel immediately meaningful, while others may become clearer gradually through future experiences and continued study.



LOOKING BACK

What part of this workbook helped me most?

What study habit would I like to continue?

What spiritual lesson has stayed with me most strongly?



LOOKING FORWARD

One area I want to continue exploring:

One realistic habit I want to maintain:



FINAL ENCOURAGEMENT

Bible study is not about perfect understanding or flawless consistency. It is a lifelong process of learning, reflection, humility, and growth.

Small faithful habits practiced over time can create meaningful transformation in both spiritual understanding and daily life.

Continue learning patiently, reflecting honestly, and approaching Scripture with openness and sincerity.

